

Our Experience

B & B Gates & Supply has years of experience manufacturing custom gates, fencing, and working equipment for your cattle operation. We will work with you to make your vision come to reality.



Cattle Gates

Our gates are made 100% in-house with quality materials. Featuring 1.25", 1.5", or 2" x 14GA square tube and 6 horizontal bars. They are 49" tall, offered in up to 20' lengths, and powder coated red. We carry 4', 8', 10', 12', 14', 16', 18, and 20' stock gates of all 3 tubing options at our Ag Supply Store. Stock gates come complete with chain, bolt-on pipe, and a 12 threaded rod hinge



Custom gating is available upon request such as any size tubing, gauge, length, height, and number of bars. They can be powder coated any color if desired.

Cattle Hardware


Hinges

We have multiple hinge options on hand. They are all durable and are manufactured in our shop.


- 12 and 18" Threaded Rod Hinge
- Weld-On Flag Hinge
- Bolt-On Flag Hinge
- Bolt-On Corner Flag Hinge
- Weld-On Pipe and Pin Set
- Weld-On Adjustable Hinge
- Ring Hinges

Other Hardware

- Bolt-On Bi-Directional Latch
- Slam Lock
- Slam Lock Lug
- Gate Chain Holder
- Gate Hanger
- Bare Chain Tie



Weld-On Drop Pin




Slam Lock



Bi-Directional Latch



2-Rail Bunk Rail



Continuous Fencing with Swing Gate





5-Bar Continuous Fencing



Installation

We offer delivery and installation of all our products. Our team is available anytime for new construction, replacement, and repair work.



Other Fencing

Continuous Fencing— 24' panels with any number of bars. Your choice of square or round tubing.

Corral Panels— 10', 12', or 14' panels and a 4' walk through gate

Stand Alone Panels— 2-3/8" pipe fully welded frame, 3/4" sucker rod, 21' long

Bunk Rail— 2 or 3 rail with 2-3/8" bunk post. Posts to fit Van Zee Bunks are in stock. Custom posts available.




Cattle Fencing Above 2' Wall

Cattle Equipment


Loading Chutes

Custom made to the farmer's liking, these chutes are able to stand the test of time.



Working Facilities

Everyone's working facility is a bit different. We have created curved alleyways, working tubs, working chutes, you name it. Having an effective set up is so important when it comes to getting the job done quickly.



Bunks

Our cattle bunks come in 10' and 20' lengths. They have solid 3 x 3/16" square tube legs with a 10GA trough. Top right picture shows our calf bunk which is 10' in length. These bunks can also come unpainted.

Cattle Pen Markers



Curved Alleyway in working facility.



Custom sign fabricated by B & B included in gate.

Portable Working Facility



Double Chute Working Facility

Contact Us

www.bandbgates.com

parts@bandbgates.com

3087 250th St
Doon, IA 51239

712-726-2404



Your Premier Gating Specialist

Cattle Brochure